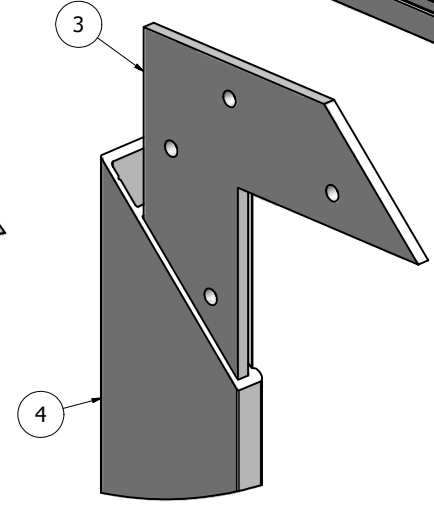
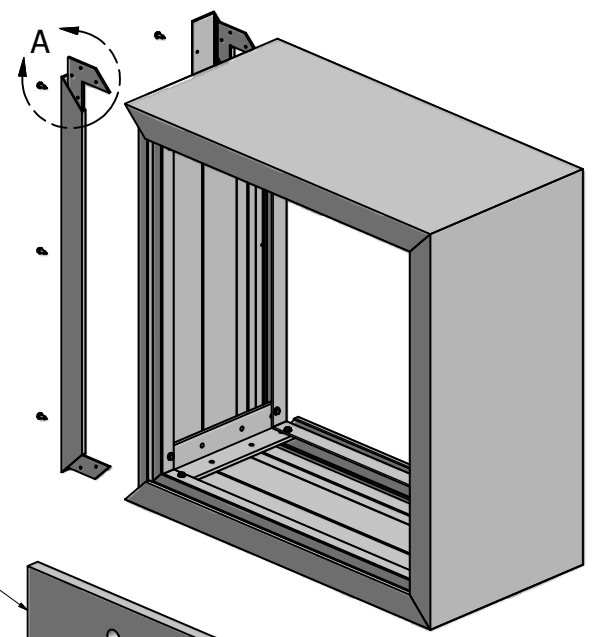
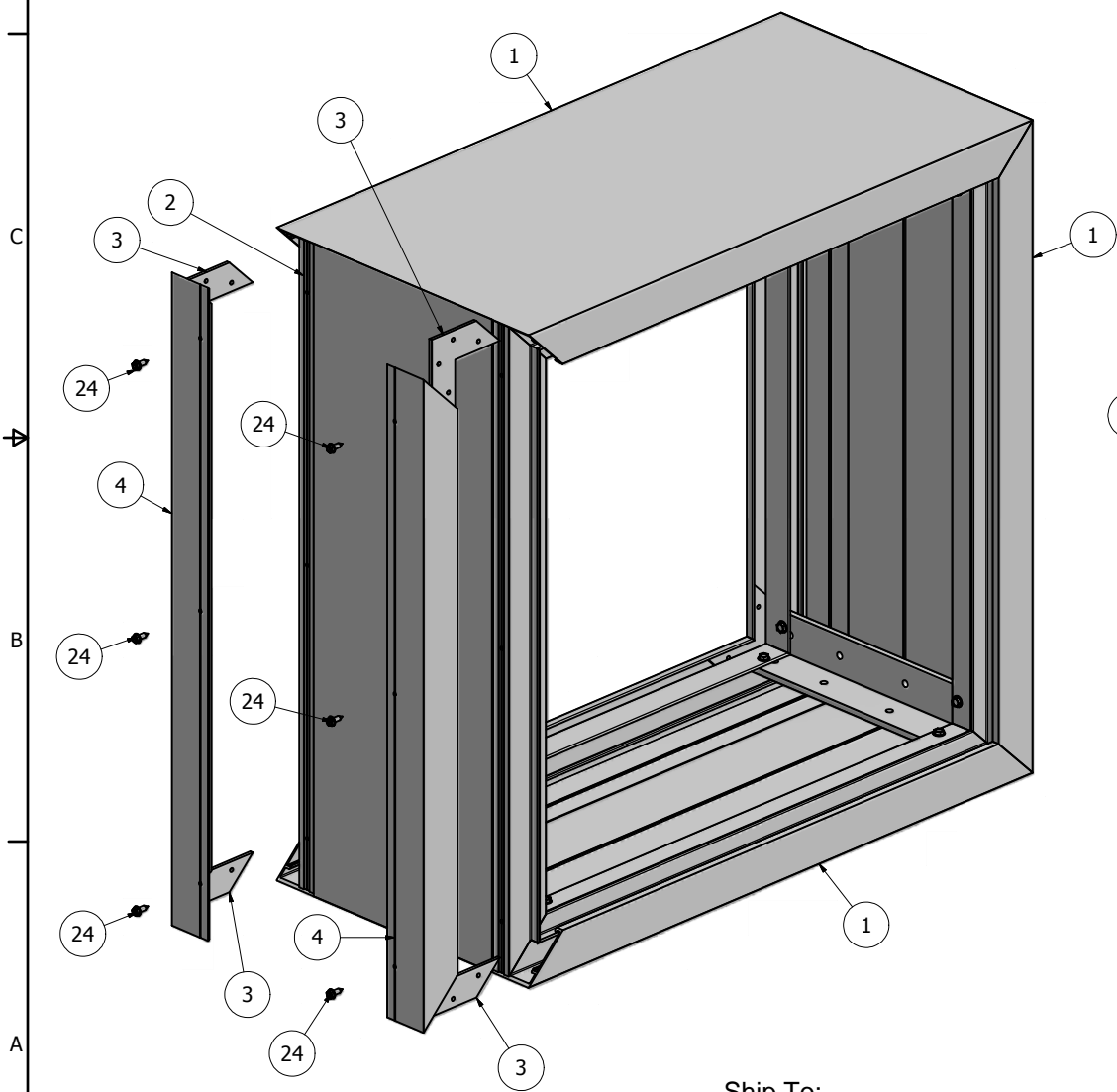


Parts List			
ITEM	PART #	DESCRIPTION	NOTES
1	1924	1Part 12" Double Face Body	Top, Bottom and One End
2	1929	2Part 12" Double Face Body	One End
3	5210	Corner Key	
4	1944	2Part Retainer	One End
24	5290	2Part Retainer Screw	Drill 1/8" Pilot Hole - 10" - 12" on Center



DETAIL A

NOTE: PRE-CUT KITS ARE NOT PRE-DRILLED.
 (Holes shown in this drawing are for reference only.
 Drilling of pilot holes are to be done by fabricator.)

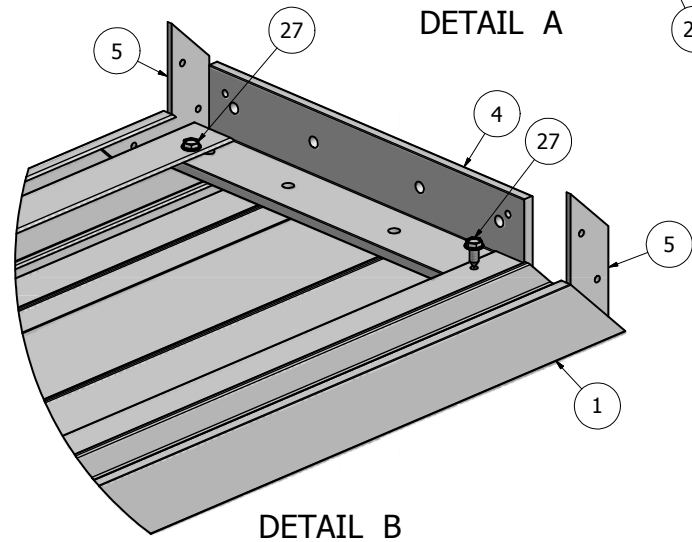
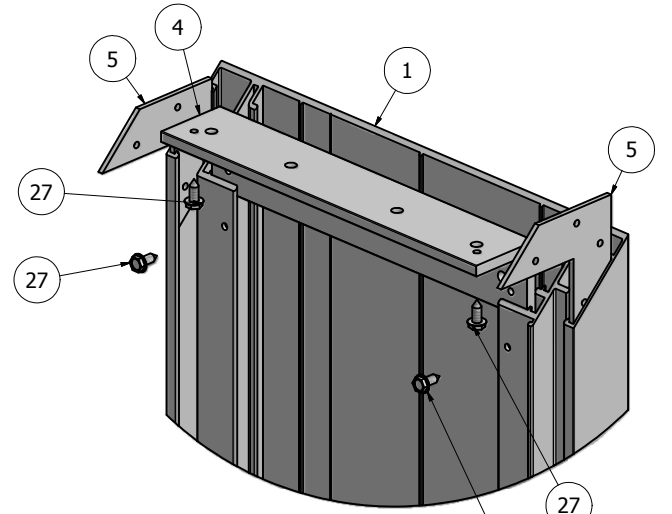
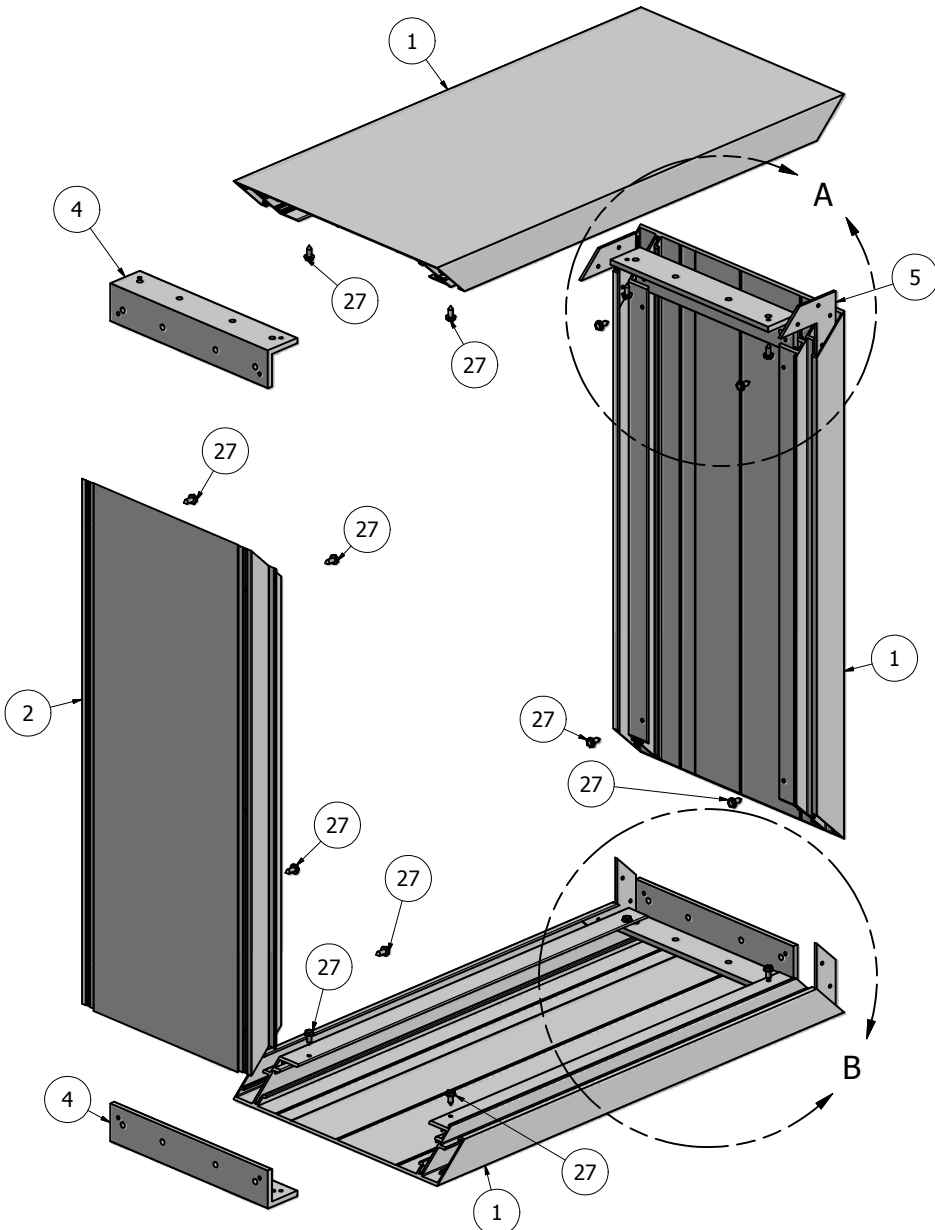
Ship To:
 Order Number:

THIS DRAWING WAS CREATED AT NO CHARGE TO ASSIST YOU IN VISUALIZING OUR PROPOSAL. THE DRAWING HEREIN IS THE PROPERTY OF SIGNCOMP. PERMISSION TO COPY OR REVISE THIS DRAWING OR TO USE THIS DRAWING FOR PRODUCTION IS STRICTLY PROHIBITED AND CAN ONLY BE COPIED, REVISED OR USED FOR PRODUCTION WITH THE EXPRESSED WRITTEN PERMISSION OF SIGNCOMP.			
DRAWN	6/16/2010	SignComp	
CHECKED			
QA		TITLE	
MFG		1Part 2Part 12" Double Face Body - 2Part Retainer - Assembly	
APPROVED		SIZE	DWG NO
		C	1924-29-44
		SCALE	REV
			SHEET 1 OF 1

Parts List			
ITEM	PART #	DESCRIPTION	NOTES
1	1924	1Part 12" Double Face Body	Top, Bottom & One End
2	1929	2Part 12" Double Face Body	One End
4	5977	1Part 2Part 12" Double Face Body Corner Angle	
5	5210	Corner Key	
27	5218	Corner Angle Screw	Drill 5/32" Pilot Hole

Ship To:

Order Number:



NOTE: PRE-CUT KITS ARE NOT PRE-DRILLED.

(Holes shown in this drawing are for reference only. Drilling of pilot holes are to be done by fabricator.)

THIS DRAWING WAS CREATED AT NO CHARGE TO ASSIST YOU IN VISUALIZING OUR PROPOSAL. THE DRAWING HEREIN IS THE PROPERTY OF SIGNCOMP. PERMISSION TO COPY OR REVISE THIS DRAWING OR TO USE THIS DRAWING FOR PRODUCTION IS STRICTLY PROHIBITED AND CAN ONLY BE COPIED, REVISED OR USED FOR PRODUCTION WITH THE EXPRESSED WRITTEN PERMISSION OF SIGNCOMP.

DRAWN	6/14/2010	SignComp	
CHECKED			
QA		TITLE	
MFG		1Part 2Part 12" Double Face Body - Assembly	
APPROVED		SIZE	DWG NO
		C	1924-29
		SCALE	SHEET 1 OF 1